

VELUX®

Skylights

Curb mounted skylights

**10-year
installation
warranty.**

VELUX flashing required
to qualify.

Curb mounted skylight features

**10-year
installation
warranty.**

VELUX flashing required
to qualify.



- Advanced reinforced composite frame is lighter and designed to resist warpage in hot and cold climates.
- Maintenance free white frames and sashes provide a high quality finish that eliminates the need for secondary high cost trips by a painter.
- Advanced silicone glazing sealant around glass and frame connection is impervious to water and air and will last the life of the skylight.
- Factory installed operators for venting and venting electric skylights eliminate the need for field-installed operators and multiple wire connections.
- Electric venting skylights come with 20 feet of standard wire.



Model - FCM

Fixed skylight – Model FCM

The FCM curb mounted fixed skylight is sized to work with all types of site-built curbs, whether they're slightly out-of-square, pre-existing, or surrounded by unusually thick flashing and roofing material.

- **Blinds available***
Available blinds for the standard sized FCM (ordered separately -not factory installed). **Accessory tray (ZZZ 199) is required for blind installation on all FCM skylights.**
- **Superior LoE3 glass**
Advanced LoE3 coating provides more daylight and better heat control for year-round comfort and energy savings.

* Blinds not available for FCM sizes 1430, 1446 and 2270.

Factory installed in stock blinds

If one of the in stock blinds below are ordered with your skylights, VELUX will factory install your blind for you. Or you may select one of our special order blinds. Please visit veluxusa.com to see a listing of special order blinds.

Note: Special order blinds are not pre-installed with your skylight order and require a two week lead time.

Electric venting skylights come standard with a factory installed blind from the below in stock color/patterns. Special order blinds are available uninstalled and will ship separately.


Blackout blind - Blocks 98% of light



Light filtering blind - Translucent



Venetian blind (FCM only) - Adjusts the light



Manual venting skylight – Model VCM

An economical solution for bringing natural light and fresh air into the home.

- **Optional factory installed blinds**
Simply order the skylight and blind together.
- **Superior LoE3 glass**
Advanced LoE3 coating provides more daylight and better heat control for year-round comfort and energy savings.

Electric venting skylight – Model VCE

Brings in abundant natural light and opens with the touch of a button to let in fresh air. Closes automatically in case of rain.

- **Standard factory installed blinds**
Factory installed blind included in the price of the unit.
- **Superior LoE3 glass**
Advanced LoE3 coating provides more daylight and better heat control for year-round comfort and energy savings.

	FCM*	VCM	VCE
Electric blackout (DM)			●
Manual blackout (DK)	●		
Electric light filtering (RM)			●
Manual light filtering (RF)	●		
Solar blackout (DS)	●	●	
Solar light filtering (RS)	●	●	
Manual venetian (PA)	●		

* FCM skylights need sunscreening accessory tray (ZZZ 199) for blind installation.

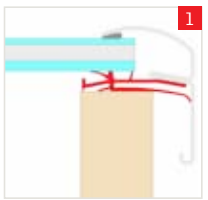


Model - VCM



Model - VCE





**10-year
installation
warranty.**

VELUX flashing required
to qualify.

Curb mounted skylight size chart (Outside curb)



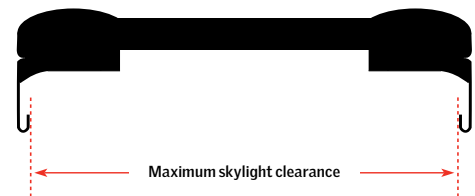
Inch	17 1/2	25 1/2	33 1/2	37 1/2	49 1/2
mm	445	648	851	952	1257
25 1/2 648	FCM; VCM; VCE 2222				
33 1/2 851	FCM 1430	FCM; VCM; VCE 2230	FCM; VCM; VCE 3030	FCM; VCM; VCE	
37 1/2 952	FCM; VCM; VCE 2234			FCM; VCM; VCE 3434	
49 1/2 1257	FCM 1446	FCM; VCM; VCE 2246	FCM; VCM; VCE 3046		FCM; VCM; VCE 4646
73 1/2 1867	FCM 2270				

FCM custom sizes

Skylights available to fit curbs including flashing that have a maximum clearance dimension of 18³/₄" - 50³/₄" wide by 18³/₄" - 72" long with a 12 day production time plus transportation time.

We require maximum skylight clearance dimensions in 1/4" increments (0, 1/4, 1/2, 3/4) for width and height.

Note: Custom size flashing kits and custom size blinds are not available.



Curb mounted skylight flashing

Model	Installation	Roofing
ECL	Single	Shingle/Slate (10° - 60° roof pitch)
ECW	Single	Tile (15° - 60° roof pitch)

The No Leak Skylight™

• No Leak Promise • No Worries

3 layers of water protection for curb mounted skylights

- 1 A pre-attached skylight gasket provides a tight seal between a standard site-built curb and the skylight that caps off a leak-proof installation for curb mounted skylights.
- 2 Adhesive underlayment for secondary water protection against the harshest weather conditions for standard site-built curbs.
- 3 Engineered flashing for easy installation and primary water protection.*

* ECL shingle or ECW tile flashing must be purchased in order to qualify for the 10-year installation warranty.

VELUX®

VELUX America Inc.
450 Old Brickyard Road • PO Box 5001 • Greenwood, SC 29648-5001
Tel 1-800-888-3589 • Fax 1-864-943-2631 • www.veluxusa.com

XUS 20264-0212
©2012 VELUX Group
*VELUX, VELUX logo are registered trademarks